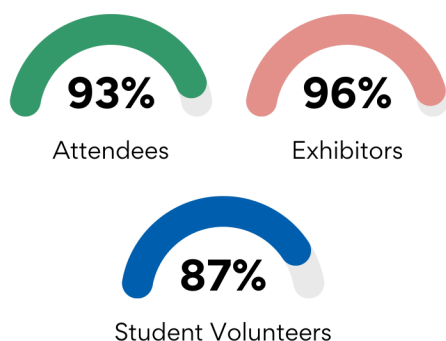


2024 EVALUATION BRIEF

VISUAL REPRESENTATION OF OUTCOMES AND DEMOGRAPHICS.
MAY 8, 2024. STEVEN WORKER, PHD, SMWORKER@UCANR.EDU


Overall Experience

Overall experience on a 1 to 100-point scale
(1=bad ... 100=good)



Key Learning Outcomes

The event very much or extremely sparked wonder and curiosity about science, technology, engineering, and mathematics

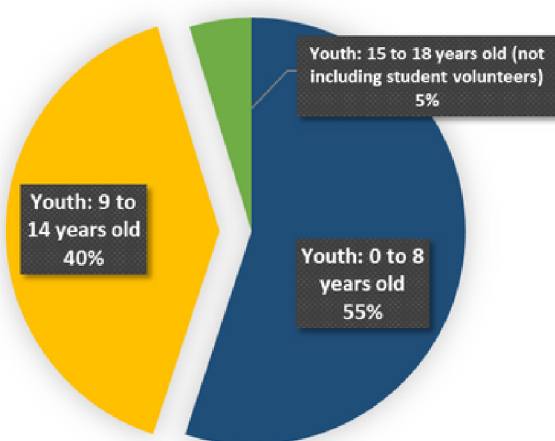


As a result of the event, interest increased for science, technology, engineering, and mathematics.



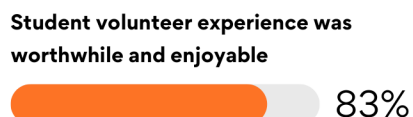
Youth Attendee Age

(\bar{x} =7.9, σ =3.6, n=295)



Median adult age was 41 years old (mean=43.8, σ =12.5)

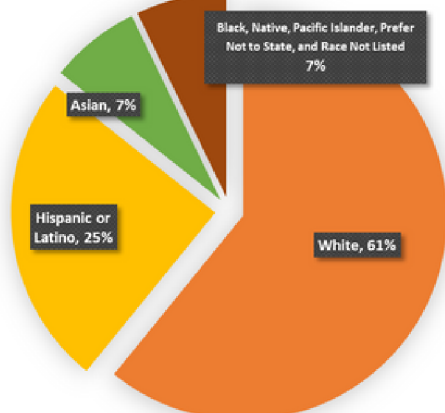
Quick Facts



Race and Ethnicity

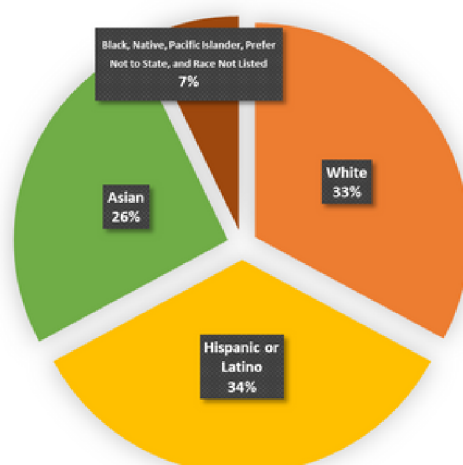
Attendees (Youth & Adult) Race and Ethnicity

(n=386)



Student Volunteers Race and Ethnicity

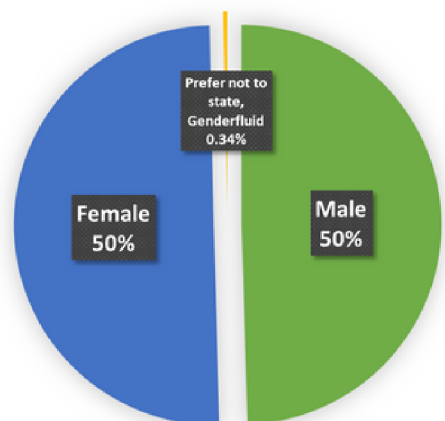
(n=63)



Gender Identity

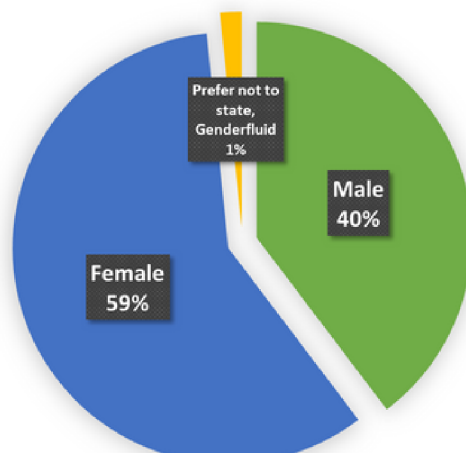
Attendees (Youth & Adult) Gender Identity

(n=500)



Student Volunteers Gender Identity

(n=63)



Methodology

The North Bay Science Discovery Day is a one-day public free science festival designed to spark children's wonder and curiosity for science, technology, engineering, and mathematics. In 2024, the event included 52 sponsors, 75 exhibitors (with 120 hands-on activities), and 150 student and adult volunteers.

- Attendees, both youth and adults, were invited to complete a paper-and-pencil exit survey; 242 were completed for a 3.2% response rate from the 7,639 recorded attendees.
- Student Volunteers - After working alongside an exhibitor for 6-hours, high school and college student volunteers were invited to complete a paper-and-pencil survey; 66 were completed for a 56% response rate.

